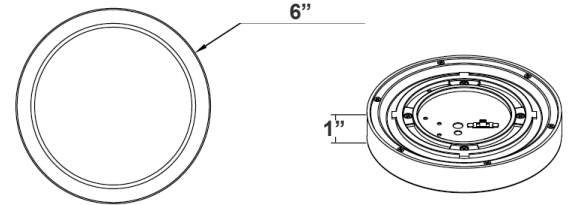


FML SERIES Residential Lighting

FML-R6-MCT5-UGR
FLUSH MOUNT SERIES, UGR<19 LOW-GLARE
MCT5 Multi Color Temperature (Selectable)

Customer Name: _____
Project Name: _____
Note: _____ | Type: _____



6" x 1"

Flush Mount lighting can use in most rooms of the house, especially those where you want ambient, general light. It's especially useful for hallways, kitchens, family rooms, bathrooms, closets, and bedrooms. Also Ideal for closets, storage areas, attics, corridors, or general lighting solutions for residential and commercial applications.

Features

- Unique DOB (Driver On Board) LED Board Enclosed in Clear PC Cover for Better Wet Location Performance
- Multi CCT (Selectable Switch on LED Board Under the Lens)
- Die-cast Aluminum. Powder-Coated
- 5-Year Warranty
- 1" Deep

Technical Specifications

Electrical:

- Voltage: 120V AC
- Power Factor: >0.90
- Wattage: 11W
- Efficacy: 63 LPW

Mechanical:

- White Finish
- Exceptional Visual Comfort With UGR<19, Ensuring Low-Glare Illumination
- Die-cast Aluminum. Powder-Coated
- Maximum Ambient Temperature: 104°F
- 5-Year Warranty

Lighting:

- Lens: White Translucent Acrylic Lens
- LED: Edge Lit LED Technology
- Dimming: TRIAC Dimming (Using Standard TRIAC LED Dimmers)
- Total Lumens: 700LM
- Color Temperatures: 2700K/3000K/3500K/4000K/5000K
- Multi CCT (Selectable Switch on LED Board Under the Lens)
- Color Rendering Index: CRI ≥ 90
- Rated life: 50,000 hrs

Applications:

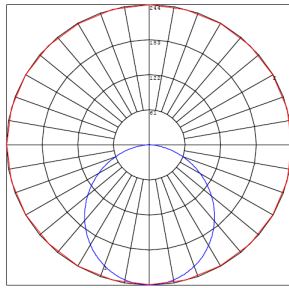
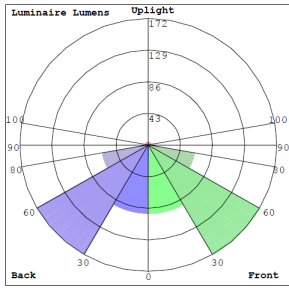
- Flush Mount lighting can use in most rooms of the house, especially those where you want ambient, general light. It's especially useful for hallways, kitchens, family rooms, bathrooms, closets, and bedrooms. Also Ideal for closets, storage areas, attics, corridors, or general lighting solutions for residential and commercial applications

Other Models:

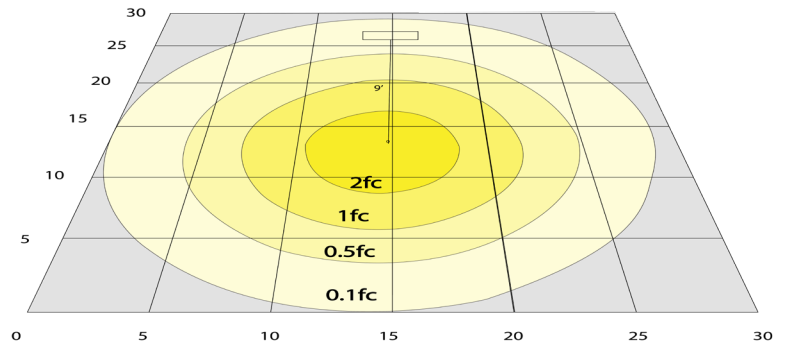
• 14W | 980LM | FML-R8-MCT-UGR • 17W | 1190LM | FML-R10-MCT5-UGR • 26W | 1820LM | FML-R14-MCT5-UGR • 30W | 2100LM | FML-R18-MCT5-UGR



Photometrics: FML-R6-MCT



BUG Rating: B0-U1-G0




Simulation Based on 4000K Area 30'x 30' Mounting Height: 9'

Other Views:



Side View



Front View



Back View

Performance Table: FML-R6-MCT-UGR

| MODEL NO. | Wattage | Voltage | Lumens | Color Temp. | BUG Rating | LPW |
|----------------|---------|---------|--------|---|------------|-----|
| FML-R6-MCT-UGR | 11W | 120V | 700LM | 2700K 3000K 3500K 4000K 5000K | B0-U1-G0 | 63 |

Sample Ordering

Model Size Color Temp.
 - - -

Accessory:

Blank = No Option For Accessories
 FML-R6-TRM-BK = 6" ROUND TRIM FOR FML-R6 SERIES, BLACK FINISH
 FML-R6-TRM-BN = 6" ROUND TRIM FOR FML-R6 SERIES, BRUSHED NICKEL FINISH
 FML-R6-TRM-BR = 6" ROUND TRIM FOR FML-R6 SERIES, BRONZE FINISH
 OPT-EM-DLS6 = EMERGENCY BACKUP BATTERY MOUNT IN EXTENDED BASE, 1.3" HEIGHT

ACCESSORIES:

Optional Round Trims Fit Over the Fixture



FML-R6-TRM-BK
BLACK FINISH



FML-R6-TRM-BN
BRUSHED NICKEL FINISH



FML-R6-TRM-BR
BRONZE FINISH



OPT-EM-FML-R8
MOUNT IN EXTENDED BASE

